

You're on your way to First

The information provided below is designed to help you make sure that your child has the skills to be ready for first grade.

You bet I'm ready for First Grade!

Personal Needs Without Help: Can they...

- Put on and take off coat/shoes?
- Tie their own shoes?
- Open packets and containers for lunch?
- State their birthday?
- State their address and phone number?

Social Skills: Can they ...

- Accept responsibility for their choices/actions?
- Cooperate with other children?
- Work independently?
- Follow multi-step directions?
- Problem solve for basic problems/situations?

ELA Skills: Can they...

- Tell and retell familiar stories?
- Recognize/Write all upper and lower case letters?
- Produce the sounds that letters make?
- Write their first name and last name correctly (e.g., M-a-t-t, not M-A-T-T)?
- Read basic sight words?
- Write 1-3 sentences with a capital, spacing between words and punctuation at the end?
- Blend and segment one syllable words (e.g., c-a-t, cat)?

Math Skills: Can they...

- Identify colors, shapes (2D and 3D) and sizes?
- Count to 100 by 1's and 10's?
- Write numbers up to 20?
- Count objects up to 20 and know the last number said is the number of objects?
- Add and subtract numbers within 10?
- Identify which group has more/less?
- Describe the position of items (above, below, next to, beside, behind, in front of)?
- Compose and decompose numbers within 20 (e.g., 19 is 10 and 9)?


Additional Information

Summer Slide

- Children lose 2-3 months of academic knowledge during the summer.
- To help with the summer slide, have your child work on ELA and math skills at least 1 hour daily.
- Go to the library and check out books or read while there.
- Limit screen time (computer, tablet, phone, video games).
- Take a walk. On the walk count objects, notice shapes, and just talk with your child.

Educational Websites



- Starfall.com
- Abcya.com
- Teachyourmonstertoread.com



On My Way to 1st Grade!

June Reading Log

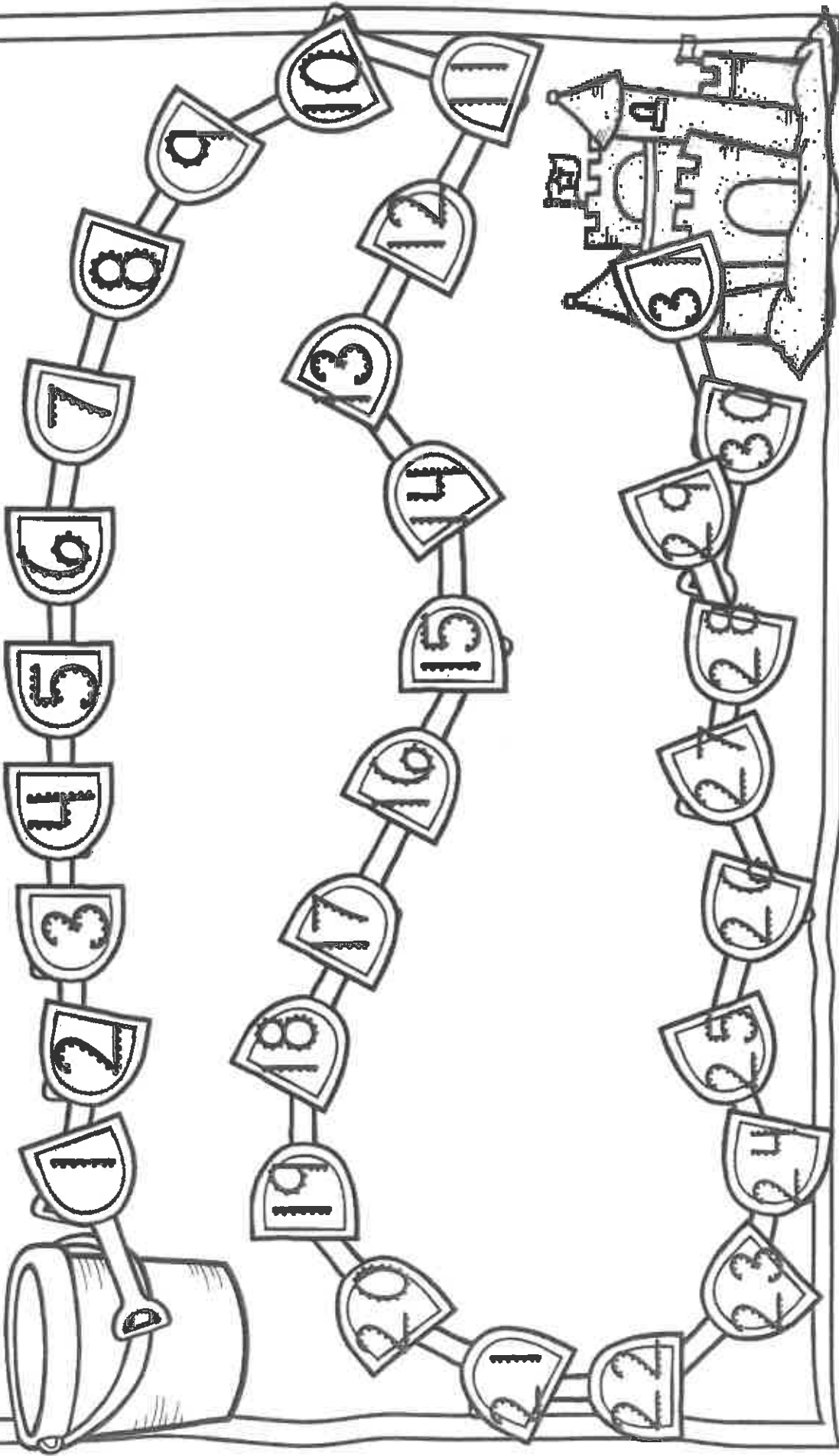
Color in a shell for every 20 minutes you read per day. Can you build a sand castle?



On My Way to 1st Grade!

JULY Reading Log

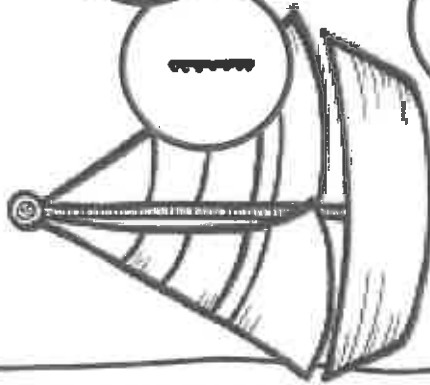
Color in a shovel for every 20 minutes you read per day. Can you build a sand castle?



On My Way to 1st Grade!

AUGUST Reading Log

Color in a bubble for every 20 minutes you read per day. Can you get the boat to the water?



A path of 31 numbered bubbles arranged in a winding line. The numbers are: 1, 2, 3, 4, 5, 6, 7, 8, 9, 10, 11, 12, 13, 14, 15, 16, 17, 18, 19, 20, 21, 22, 23, 24, 25, 26, 27, 28, 29, 30, 31. The path starts at bubble 1, goes right to 2, up to 3, right to 4, up to 5, right to 6, up to 7, right to 8, up to 9, right to 10, up to 11, right to 12, down to 13, right to 14, down to 15, right to 16, down to 17, right to 18, down to 19, right to 20, down to 21, right to 22, down to 23, right to 24, down to 25, right to 26, down to 27, right to 28, down to 29, right to 30, and finally up to 31. Bubbles 1 through 12 are arranged in a straight line. Bubbles 13 through 31 form a winding path that curves around to the right.

finish

60 minutes!

Kindergarten Sight Words

Level A

I

a

am

we

to

can

like

my

me

with

the

little

at

see

is

Level B

he

play

it

in

look

was

on

up

and

come

Level C

do

are

for

be

get

here

not

make

said

you

Level D

run

find

into

help

she

they

went

did

will

your

Level E

all

away

down

or

of

that

this

want

where

who

Level F

came

have

under

saw

now

our

some

then

but

what

Level G

eat

there

from

jump

give

good

off

out

say

were

when

why

$0 + 0 =$

$0 + 1 =$

$0 + 2 =$

$0 + 3 =$

$0 + 4 =$

$0 + 5 =$

$1 + 0 =$

$1 + 1 =$

$1 + 2 =$

$1 + 3 =$

$1 + 4 =$

$2 + 0 =$

$2 + 1 =$

$2 + 2 =$

$2 + 3 =$

$3 + 0 =$

$3 + 1 =$

$3 + 2 =$

$4 + 0 =$

$4 + 1 =$

$5 + 0 =$

$5 - 0 =$

$5 - 1 =$

$5 - 2 =$

$5 - 3 =$

$5 - 4 =$

$5 - 5 =$

$4 - 0 =$

$4 - 1 =$

$4 - 2 =$

$4 - 3 =$

$4 - 4 =$

$3 - 0 =$

$3 - 1 =$

$3 - 2 =$

$3 - 3 =$

$2 - 0 =$

$2 - 1 =$

$2 - 2 =$


$1 - 0 =$

$1 - 1 =$

Finding Right Fit Books

A "right fit" book is a book that your child can enjoy reading on their own. Reading just right books helps your child develop as a reader. To find a book that is just the right fit for your child, try using the five finger test.

Here's how it works: Turn to a page in the middle of the book. As your child reads, hold up a finger for every word he/she doesn't know. Use the following guidelines:



Tips for Preventing the Summer Slide



Studies show that children who do not read or have access to books during the summer lose up to 2 months of reading performance. Those losses accumulate during the elementary school years so that by the time a child enters middle school he/she may be 2 1/2 years behind! All children, whether from low, middle or upper income families, may fall victim to the "summer slide" if not provided with summer reading opportunities. So how do we prevent the summer slide-or even accelerate reading growth? Here are a few ideas:

- 1** Visit your local library! Help your child find "right fit" books. Right fit books are books that are of high interest to your child and are not beyond their reading level. You can use the five finger test to determine if the book is too difficult for your child. Open the book to a page with many words. Have your child begin reading the text. Hold up a finger for each word he/she does not know. If you have 4 or 5 fingers up, the text may be too difficult for your child to read independently. Feel free to still check out the book! It just may be a book you want to read with your child.
- 2** Be sure your child reads at least 20 minutes a day. According to research, a child who reads only 1 minute a day outside of school will learn 8,000 words by the end of sixth grade where a student who reads 20 minutes outside of school will learn 1,800,000 words! That's huge! If reading isn't one of your child's top priorities, you may need to set up an incentive program.
- 3** Set a good example. When your child sees you reading and enjoying a book or a newspaper article, you are sending a message that reading is important and valuable.
- 4** Read to your child. When you read to your child, he/she hears the rhythm of language. Be sure to read with expression! Changing your voice for different characters and increasing your volume during exciting parts are only a few ways to keep children engaged.
- 5** Read with your child –explore different types of reading such as poetry. For our little ones, poetry is a great way to improve phonemic awareness skills as poetry often incorporates rhyme. For our older children, poetry is a means of improving fluency.
- 6** Read for different purposes. Reading directions for a recipe or directions for assembling a toy are fun ways of incorporating reading into everyday activities.
- 7** Play games with words. Commercial games such as Apples to Apples improves vocabulary. You can easily turn a game of hopscotch or 4 square into a game that incorporates learning letters or sight words. Be sure to check out the "8 Super Summer Sight Word Activities" on the Make, Take & Teach blog.
- 8** If you have access to an iPad, there are tons of interactive books and apps that address phonics and early reading skills. There are also many websites that offer free reading related games.

Have a happy and healthy summer! Be sure to read, read and read some more! Not only can we prevent the summer slide, we can accelerate reading growth.



For more teaching ideas and activities be sure to visit our blog! www.blog.maketaketeach.com



Simple Ideas to Help Your Child Learn Sight Words



Sight words are words that often do not follow the traditional phonics rules. Therefore, a reader cannot "sound out" the word or use word-attack skills to read it. Since these words can't be sounded out they need to be learned by sight. These words appear frequently in all books. It is important for your child to learn these words and become automatic in identifying them. Having your child practice their sight words will provide them with an excellent base for reading.



Here are some fun ways to expose your child to sight words:

1. Cut out the provided sight words to create flashcards for your child to review.
2. If you carry a purse or a bag, place a set of the words inside of it. When you have to wait in line at the grocery store, bank, sitting in a restaurant, etc. take out the cards and review them.
3. Write the words your child needs to learn on sticky notes. Stick them anywhere your child goes! You can stick them on the wall near their bed to review before going to sleep and when waking up, in the bathroom to review while brushing their teeth, on the wall in the kitchen to review before dinner, etc.
4. Take words your child is having difficulty with and place them on the car seat back in front of your child. As you are driving, your child will be staring right at the words! You can ask him/her to read them to you.
5. Lay the words flat on the floor in a little path. Have your child read each word as they hop or step on them to follow the path. If you have stairs at home, put a word on each step and have your child say each words as they climb the stairs.
6. Make two sets of word cards and play "Memory" or "Go Fish" with them.
7. Lay 3-5 cards facing up so that your child can see them. Play rhyming games such as, "I'm thinking of a word that rhymes with me, but it begins with /w/" (we)
8. Play, "What's Missing." Lay 3-4 words on the table and have your child read the words and then close his/her eyes. Remove one of the words. Ask your child to open their eyes and identify the word that was missing. Then take a turn closing your eyes!
9. Download Sight Word Apps on your I-phone or I-pad!
10. Google "Sight Word Games" and let your child practice their sight words on the computer!



PRACTICING MATH FACT FLUENCY

Just as knowing letter sounds is fundamental in the ability for a child to learn how to read; a child must know their math facts in order to build a foundation to future math learning. In order to develop that good mathematical foundation; it is important that your child can solve the basic addition and subtraction facts **swiftly** and with **ease**. Please have your child practice their math facts often at home.

Here are some simple ideas to help your child practice their math facts at home and in fun ways:

- Purchase flashcards or cut apart the ones provided
- Find online games
 - Example: <http://www.factmonster.com/math/flashcards.html>
- Practice rolling and adding dice and/or adding the dots on dominos
- Print timed worksheet practice pages from the internet
 - Example: <http://www.havefunteaching.com/worksheets/math-worksheets/>
- Download Iphone or Ipad Math Facts Apps

BARNES & NOBLE

Summer Reading Journal

This summer, earn a free book through the Barnes & Noble Summer Reading Program for kids in Grades 1-6.

SIMPLY FOLLOW THESE THREE EASY STEPS:

1. Read any eight books this summer and record them in this Summer Reading Journal. Tell us which part of the book is your favorite, and why.
2. Bring your completed journal to a Barnes & Noble store between August 1st and August 31st, 2019.
3. Choose your free reading adventure from the books listed below.

GRADES 1 & 2

Malala: My Story of Standing Up for Girls' Rights by Malala Yousafzai
 The Mount Rushmore Calamity (Flat Stanley's Worldwide Adventures Series #1) by Sara Pennypacker
 Amelia Bedelia Means Business (Amelia Bedelia Chapter Book Series #1) by Herman Parish
 Pete the Cat and the Cool Caterpillar by James Dean
 Disney Junior Fancy Nancy: Chez Nancy by Nancy Parent
 The Princess in Black by Shannon Hale & Dean Hale
 Jorge el curioso: De basura a tesoro (Bilingual) by H. A. Rey
 Purrmaids #1: The Scaredy Cat by Sudipta Bardhan-Quallen
 Sunbeam's Shine (Unicorn Princesses #1) by Emily Bliss

GRADES 3 & 4

Middle School: The Worst Years of My Life by James Patterson and Chris Tebbetts
 CatStronauts: Mission Moon by Drew Brockington
 Mistakes Were Made (Timmy Failure Series #1) by Stephan Pastis
 My FANGtastically Evil Vampire Pet by Mo O'Hara
 The Super Life of Ben Braver by Marcus Emerson
 Drew Pendous and the Camp Color War (Drew Pendous #1) by David Lewman (Adapted by)
 Drew Pendous Travels to Ancient Egypt (Drew Pendous #2) by David Lewman (Adapted by)
 Classic Starts: The Swiss Family Robinson by Johann David Wyss, Chris Tait (Adapted by)
 Judy Moody (Judy Moody Series #1) by Megan McDonald
 Judy Moody está de mal humor, de muy mal humor (Judy Moody) by Megan McDonald

GRADES 5 & 6

The Last (Endling Series #1) by Katherine Applegate
 Friendship List #1: 11 Before 12 by Lisa Greenwald
 James and the Giant Peach by Roald Dahl
 Treasure Hunters (Treasure Hunters Series #1) by James Patterson and Chris Grabenstein
 Because of Winn-Dixie by Kate DiCamillo
 Ellie's Story: A Dog's Purpose Puppy Tale by W. Bruce Cameron
 The Race to Space: Countdown to Liftoff (Epic Fails #2) by Erik Slader and Ben Thompson
 Aru Shah and the End of Time (Pandava Series #1) by Roshani Chokshi
 Disney after Dark (Kingdom Keepers Series #1) by Ridley Pearson
 The Unicorn Quest by Kamilla Benko

THIS SUMMER READING JOURNAL BELONGS TO:

STUDENT NAME

SCHOOL

GRADE


PARENT/GUARDIAN NAME

PARENT/GUARDIAN EMAIL*

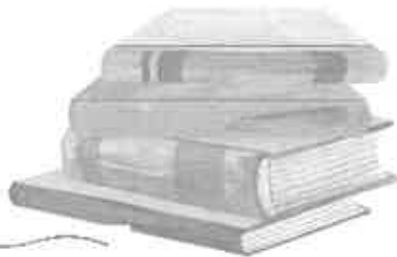
*Your email address will be used in accordance with our Privacy Policy, which can be found at BN.COM/privacy

TEAR SHEET

Write the titles and authors of the books you've read in the boxes below. Tell us which part of the book is your favorite, and why.



1	Title/Author
	Favorite Part
2	Title/Author
	Favorite Part
3	Title/Author
	Favorite Part
4	Title/Author
	Favorite Part
5	Title/Author
	Favorite Part
6	Title/Author
	Favorite Part
7	Title/Author
	Favorite Part
8	Title/Author
	Favorite Part



Summer Reading Program Offer: For each customer, this coupon can be redeemed only once at any Barnes & Noble store. This coupon is valid from August 1, 2019 to August 31, 2019 at U.S. locations. This coupon online with matching barcode is redeemable only for the year while supplies last.

Additional Rules Governing Use of this Coupon: This coupon is (i) not redeemable for cash in such equivalents including Gift Cards and eGift Cards; (ii) not valid on just or pre-ordered purchases; (iii) not eligible for purchase of the following products and services: Barnes & Noble Membership, Gift Cards, eGift Cards, gift-wrapped textbooks, print-on-demand products, digital content including but not limited to Audiobooks™, NOOK Magazines™, and NOOK Periodicals™; (iv) not valid on purchases made from third parties accessible from the account website (e.g., used books); and (v) not valid on applicable sales, tax or shipping or handling charges; (vi) not valid on purchases made from third parties accessible from the account website (e.g., used books); and (v) not valid on applicable sales, tax or shipping or handling charges; (vi) may not be combined with any other coupon or promotional discounts except when noted; and (vii) may not be combined with the Educator program discount. This coupon may not be applied to bulk orders. This coupon is not valid at Barnes & Noble College bookstores or websites, or at Barnes & Noble Kitchen. Void where prohibited by law. This offer is subject to change or discontinuation without notice. We will, however, honor properly placed orders with valid methods of payment with sufficient funds placed prior to such change or discontinuation. Barnes & Noble is not responsible for typographical or graphical errors.



H3J7L9A

Bookseller Ringing Instructions: Scan barcode on reading journal. Can give journal back to the customer if they'd like it.

TEAR SHEET